

ARROW CONSULTING & DESIGN



# Skinning Responsive Skins

Flexible skins for Desktop, Tablets and Mobile Devices

# About Ralph Williams



Ralph Williams is a UX/Graphic Designer / Web Developer at Arrow Consulting & Design.

He has presented at multiple Code Camps, Day of DNNs, and DNN World 2011 & 2012

Created Awesome Cycles site template DNN 6.

Ralph's blog can be found at [www.RalphWilliams.com](http://www.RalphWilliams.com) and is featured on [www.DotNetNukeBlogs.com](http://www.DotNetNukeBlogs.com)



# Topics Covered

1. What is Responsive Design
2. When to think about Responsive Design
3. How to design for Responsive Design
4. Tools for Responsive Design



# What is Responsive Design

- Responsive web design (RWD) is a web design approach aimed at crafting sites to provide an optimal viewing experience—easy reading and navigation with a minimum of resizing, panning, and scrolling—across a wide range of devices (from desktop computer monitors to mobile phones)



# When to think about Responsive Design

- At the beginning and throughout the project
- Questions to ask:
  - Do you want to provide your content in an easily readable format to your users wherever they are?
  - Do you want to manage your content in one place, or do you want to serve different content to different devices?



# How to design for Responsive Design

- Mobile First
  - Determine what is content that you want to display across all devices and what is just extra that can be on desktop only
  - Determine priority of content based on small screen size



# How to design for Responsive Design

- Create designs for Desktop, Tablet and Mobile Devices
- Use a grid system



Choose and Customize a Theme

Hotcakes' default template is a responsive website built to serve desktop and mobile users from the same website. Be online with that template in minutes, or customize the HTML and CSS to add your brand to a well-structured starting point.

Create a Full Template From Scratch

Designers and developers have full access to HTML templates used to generate the



# Tools for Responsive Design

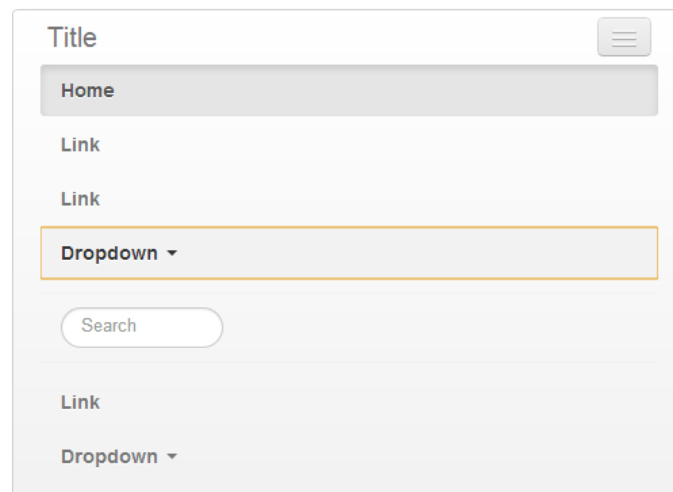
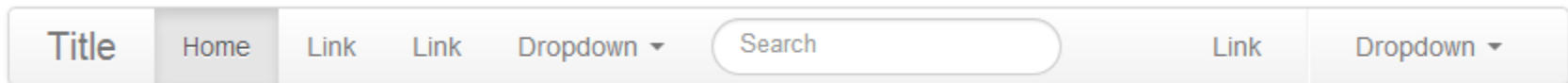
- Grid systems
  - Skeleton (960)  
<http://www.getskeleton.com/>
  - 1140 CSS Grid  
<http://cssgrid.net/>
  - Bootstrap (~1170)  
<http://twitter.github.io/bootstrap/>





# Twitter's Bootstrap

- Customize Bootstrap before you download it
  - Customizable content and gutter widths for different size screens
  - Built with LESS.css
  - Many useful built-in components
  - Pick and choose only the components you want to use when building your custom package.



# Tools for Responsive Design



00101000 40FINGERS.NET  
FINGERS WEB APPLICATIONS & SERVICES  
DOTNETNUKE MODULES & SKINS

40FINGERS DotNetNuke / DNN Skin Objects, Skins & Demos

- META tag adjustments
  - Use 40Fingers StyleHelper skin object <http://stylehelper.codeplex.com/>

```
<dnn:STYLEHELPER ID="META1"  
AddMetaTags="viewport:width=device-width,  
initial-scale=1.0" runat="server" />
```



# Tools for Responsive Design

- CSS Media Queries

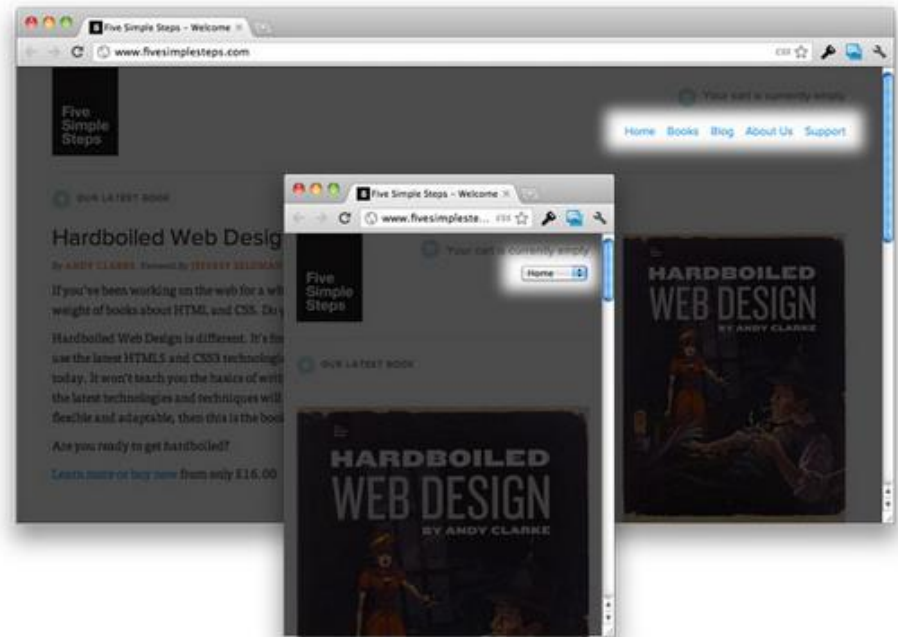
```
@media (min-width:768px) and (max-width:1023px) {  
  .page-wrap{ width:730px;}  
}  
@media (min-width:321px) and (max-width:767px) {  
  .page-wrap{ width:90%;}  
}  
@media (max-width:320px) {  
  .page-wrap{ width:100%;}  
}
```



# Tools for Responsive Design

<http://css-tricks.com/convert-menu-to-dropdown/>

- Enhance with JavaScript
  - Ex. Menus to dropdowns
  - touch-to-expand mega menu for tablets



ARROW CONSULTING & DESIGN



Demos

ARROW CONSULTING & DESIGN



# Questions & Answers

ARROW CONSULTING & DESIGN



THANK YOU.

Ralph Williams, Jr.  
ArrowDesigns.com  
ralphwilliams.com  
@ralphwilliams